

**Annual Report
of the
Northeast Alabama
Community College
Learning Resources Center
2019-2020**



**P.O. Box 159
Rainsville, AL 35986
www.nacc.edu**

**Annual Report
of the
Northeast Alabama
Community College
Learning Resources Center
2019-2020**

September 2020

Northeast Alabama Community College
P.O. Box 159
Rainsville, AL 35986

Mission of the NACC Library

The mission of the library of Northeast Alabama Community College is to provide for the students, faculty, and staff of the college the personnel, services, information resources and facilities to support, sustain and enrich the educational purposes, programs and curriculum of Northeast Alabama Community College.

Embracing the college's "open door" policy, the library of Northeast Alabama Community College and its resources are available to members of the community.

Contents

Table/Chart	Page No.
Table 1: Circulation of Materials by Collection Type	1
Chart 1: Circulation of Materials by Collection Type	1
Table 2: Yearly Comparison of Interlibrary Loan Transactions	2
Chart 2: Percentage of Interlibrary Loan Transactions, Loaned vs. Borrowed	2
Table 3: Database Usage	3
Table 4: Library Orientations and Other Instructional Services by Course and by Format	3
Chart 3: Library Orientations and Other Instructional Services by Course and by Format	4
Table 5: Assistance Provided by Mode of Assistance	4
Chart 4: Assistance Provided by Mode of Assistance	5
Table 6: LibGuides/Research Guides Usage, Including NACC Library Home Page	5
Table 7: A Sampling of Workshops/Activities Either Held in LRC or Hosted in the LRC	6
Table 8: On-Site Library Computer Usage by User Purpose	7
Chart 5: On-Site Library Computer Usage by User Purpose	7
Table 9: Archives and Special Collections Room Usage by User Purpose	8
Chart 6: Archives and Special Collections Room Usage by User Purpose	8
Table 10: Yearly Total of Items Added to the LRC Collection	9

Table 1

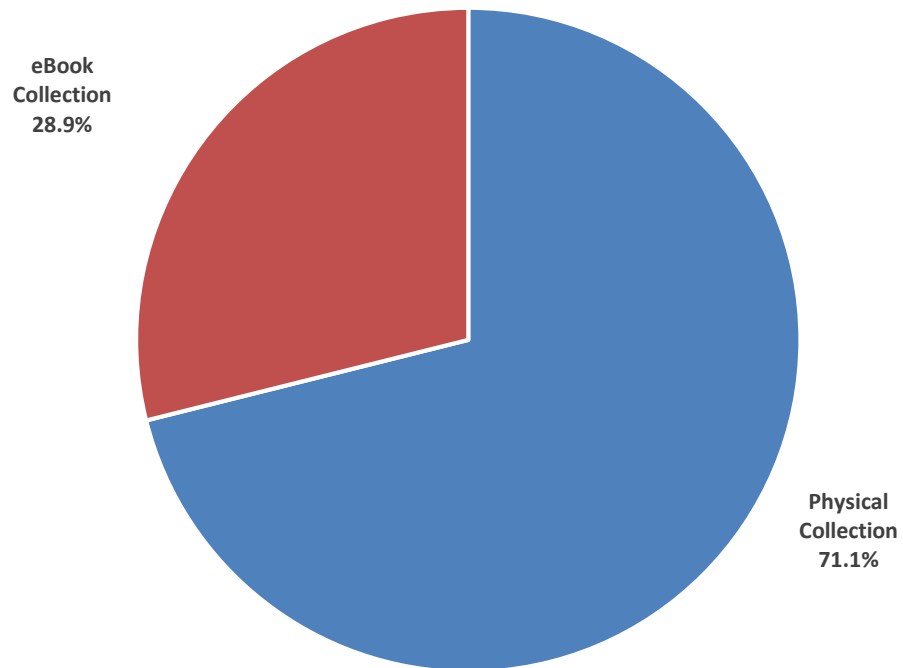
Circulation of Materials by Collection Type, Fall 2019-Summer 2020

Physical Collection (Books, AV, Equipment)		eBook Collection		Total No. of Transactions
No. of Transactions	%	No. of Transactions	%	
4,923	71.1%	2,004	28.9%	6,927

Sources: Auto-Graphics, EBSCO, and OverDrive

Chart 1

Circulation of Materials by Collection Type, Fall 2019-Summer 2020



Sources: Auto-Graphics, EBSCO, and OverDrive

Table 2

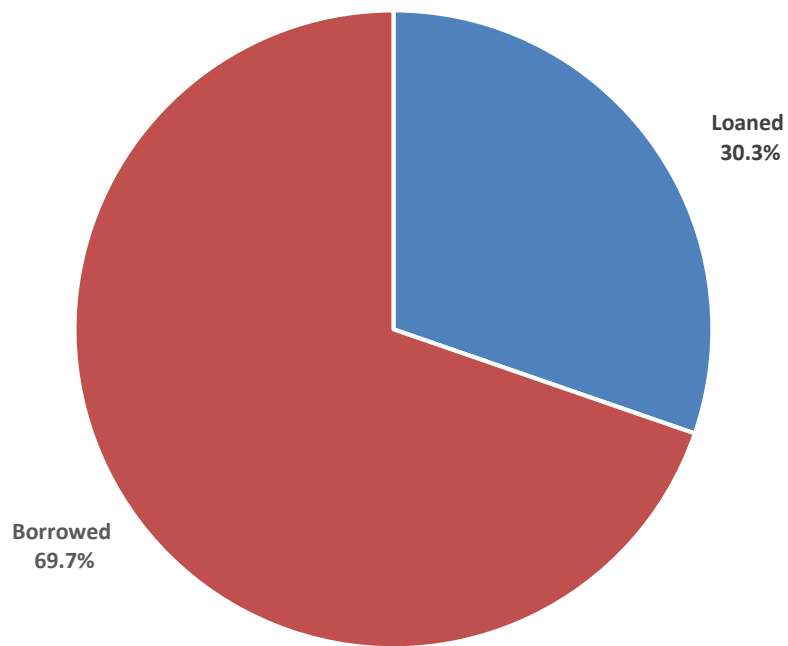
Yearly Comparison of Interlibrary Loan Transactions, Fall 2019-Summer 2020

No. of Items Borrowed		Total No.	% of Total	No. of Items Loaned		Total No.	% of Total	Total No. of Transactions
Books	Articles			Books	Articles			
21	2	23	69.7%	10	0	10	30.3%	33

Source: LRC Records

Chart 2

Percentage of Interlibrary Loan Transactions, Loaned vs. Borrowed, Fall 2019-Summer 2020



Source: LRC Records

Table 3
Database Usage, Fall 2019-Summer 2020

Databases	Sessions	Searches	Requests			
			Total Full-Text Retrievals/ Requests	Full-Text Linked Requests	Abstract Requests	Total Retrievals/ Requests
Misc. Databases on EBSCO Discovery Service Interface	275,311	916,756	7,557	2,525	13,350	23,432
Alexander Street (Academic Video Online and Broadway HD)-multimedia	-	-	-	-	-	971
Gale Databases (AVL)-on campus only	389	398	672	-	-	704
Britannica Academic (AVL)-on campus only	438	291	1,643	-	-	1,643
AVL Total – Statewide Off campus	Statewide, off campus usage for Sept. 2019-Aug. 2020 was 1,612,254					

*Does not include off campus usage

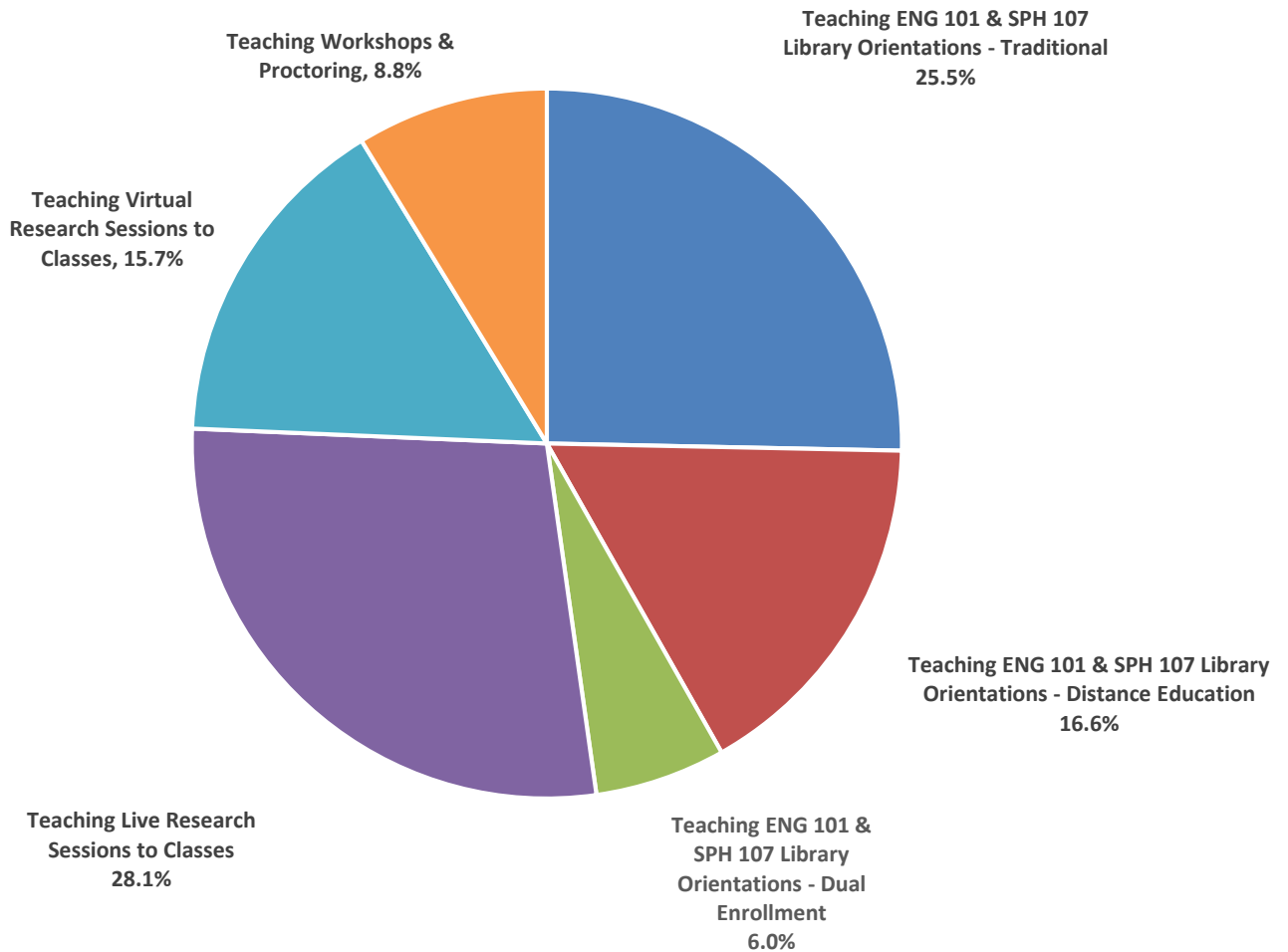
Sources: EBSCO, Alabama Virtual Library

Table 4
Library Orientations and Other Instructional Services by Course and by Format, Fall 2019-Summer 2020

Teaching ENG 101 & SPH 107 Library Orientations						Teaching Virtual Research Sessions or Live Refresher Library Orientation Sessions						
Traditional (On Campus Classes)		Online (Distance Education)		Online (Dual Enrollment Classes)		Live Sessions		Virtual Sessions		Proctoring		Total
No. of Sessions	%	No. of Sessions	%	No. of Sessions	%	No. of Sessions	%	No. of Sessions	%	No. of Sessions	%	
55	25.3%	36	16.6%	13	6.0%	61	28.1%	34	15.7%	19	8.8%	217

Sources: NACC Schedule of Classes and LRC Scheduling Calendar

Chart 3
Library Orientations and Other Instructional Services by Course and by Format, Fall 2019-Summer 2020



Source: LRC Scheduling Calendar

Table 5
Assistance Provided by Mode of Assistance, Fall 2019-Summer 2020

Mode of Assistance	No. of Times	% of Total
Chat*	21	1.6%
Text**	434	32.3%
Phone	340	25.3%
Email	549	40.8%
Total	1,344	100%

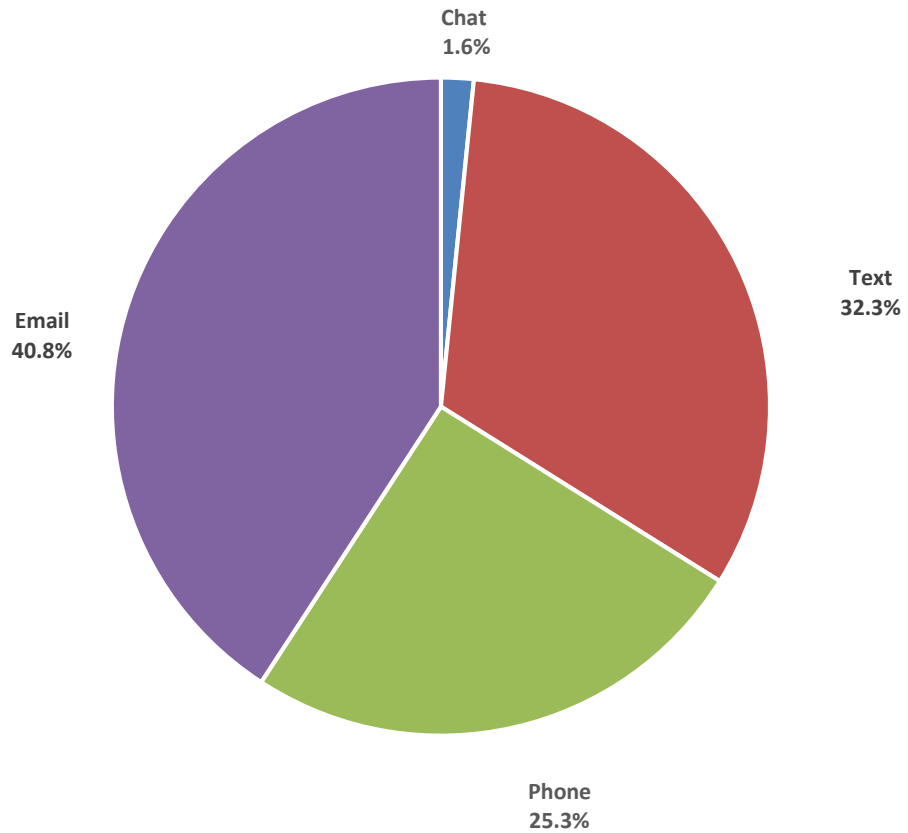
*The Mosio Text-a-Librarian Service is answered only by librarians (not staff).

**Number of incoming texts

Source: Mosio Text-a-Librarian Reports, LRC/Library Records

Chart 4

Assistance Provided by Mode of Assistance, Fall 2019-Summer 2020



Sources: Mosio Text-a-Librarian Reports, LRC/Library Records

Table 6
LibGuides/Research Guides Usage, Including NACC Library Home Page, Fall 2019-Summer 2020

Description	Qty.
Research Guides Created by Librarians for Various Subjects/Classes (Includes Library Home Page)	56
Views of Research Guides Created by NACC Librarians, Excluding Home Page	3,779
Views of NACC Library Home Page	18,776

Source: LibGuides

Table 7**A Sampling of Workshops/Activities Either Held in the LRC or Hosted by the LRC, Fall 2019-Summer 2020**

Date	Title	Location
10/02/2019-10/03/2019	Success Seminar: Test Anxiety	LI 101
10/05/2019	Cemetery Stroll	Scottsboro
10/09/2019-10/10/2019	Success Seminar: How to Stay Fit in College	LI 101
10/17/2019	Success Seminar: How to Ace Your Pre-Health Classes	LI 102
10/28/2019	Curriculum Committee Meeting	LI 101
10/31/2019	Student Study Session	LI 102
11/04/2019-11/05/2019	Section High School Research Class	1 st Floor
11/15/2019	Community Action Agency of Northeast Alabama Training	LI 101
11/20/2019	Retention Committee Meeting	LI 101
12/04/2019	Student Study Group	LI 102
12/05/2019	Santa's Workshop	2 nd Floor
12/19/2020	Wassail	1 st Floor
01/09/2020	Leadership Jackson	LI
01/15/2020-01/16/2020	Success Seminar: College Survival Tips	LI 101
01/21/2020-02/21/2020	Alabama Justice: The Case and Faces That Changed a Nation	LI 206
01/29/2020-01/30/2020	Success Seminar: Growth Mindset: Overcoming Obstacles and Staying Motivated	LI 101
02/03/2020	Online Instructor Meeting with Students	LI 101
02/05/2020-02/06/2020	Success Seminar: Study Like a Pro	LI 101
02/12/2020-02/13/2020	Success Seminar: How to Ace Your Pre-Health Seminar	LI 101
02/18/2020	Latino Committee	LI 101
03/05/2020	Alabama Humanities Foundation SUPER Teacher Workshop	LI 101 & 102
07/27/2020-07/29/2020	Family History Webinar (Wilhelm)	Virtual
08/20/2020	Using Online Videos in the Classroom (Everett)	Virtual

Sources: LRC Scheduling Calendar and NACC Activity Requests

Table 8

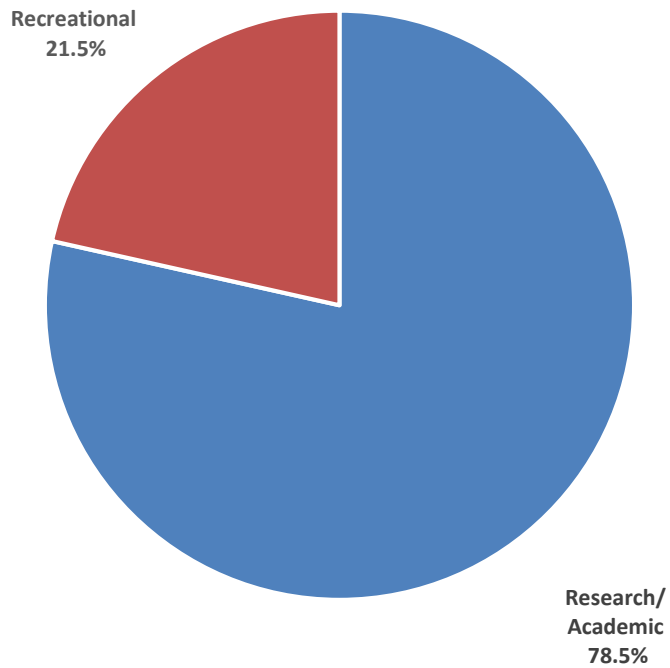
On-Site Library Computer Usage by User Purpose, Fall 2019-Summer 2020

Research/Academic		Recreational		Total No. of Uses
No. of Uses	% of Total Use	No. of Uses	% of Total Use	
2,494	78.5%	683	21.5%	3,177

Source: AdvisorTrac Login Records

Chart 5

On-Site Library Computer Usage by User Purpose, Fall 2019-Summer 2020



Source: AdvisorTrac

Table 9

Archives and Special Collections Room Usage by User Purpose, Fall 2019-Summer 2020

Exhibits and Other		Computers/Microfilm		Print Books		Total No. of Uses
No. of Uses	% of Total Use	No. of Uses	% of Total Use	No. of Uses	% of Total Use	
93	90.3%	2	1.9%	8	7.8%	103

Source: Archives and Special Collections Sign In Logs

Chart 6

Archives and Special Collections Room Usage by User Purpose, Fall 2019-Summer 2020

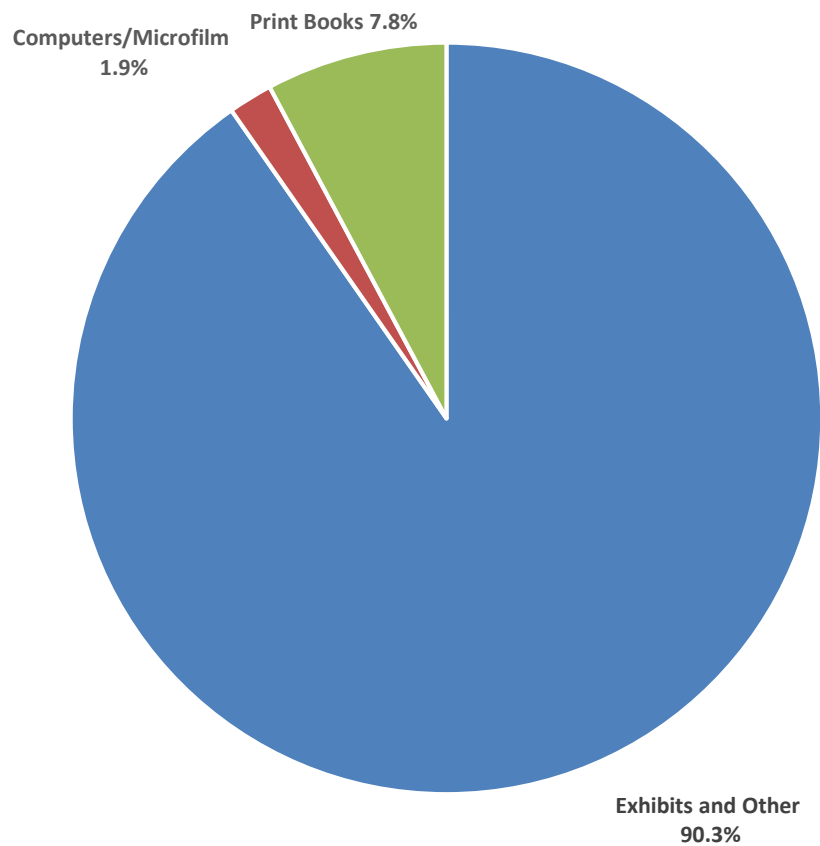


Table 10
Yearly Total of Items Added to the LRC Collection, Fall 2019-Summer 2020

Library of Congress Classification	Total Added
A (General Works)	6
B (Philosophy, Psychology, & Religion)	49
C (Auxiliary History)	5
D (World History)	23
E (American History)	37
F (Regional-American History)	10
G (Geography & Recreation)	48
H (Business & Sociology)	143
J (Political Science)	23
K (Law)	27
L (Education)	29
M (Music)	34
N (Art)	13
P (Language & Literature)	174
Q (Science)	68
R (Medicine)	169
S (Agriculture)	9
T (Technology)	40
U (Military Science)	4
V (Naval Science)	3
Z (Bibliography & Library Science)	1
DVDs, Videos, Audiobooks, etc.	12
Playaways/CDs/Books-on-Tape	0
Downloadable eBooks	62
Downloadable eAudiobooks	16
Total	1,005

Source: *What's New in the Library Lists*