



**Transfer Success
of NACC Students Compared to Overall ACCS Transfer Students
Based upon Cumulative GPA Attainment**

NACC Enrollment: Summer 2002 through Spring 2004
Transfer Institution Enrollment: Summer 2004 through Spring 2007

Reserved

**Transfer Success
of NACC Students Compared to Overall ACCS Transfer Students
Based upon Cumulative GPA Attainment**

Executive Summary

Source of report. This report was produced from data derived from a report from the Alabama Commission on Higher Education (ACHE) entitled *GPA Summarized by Alabama Public 2-Year Institutions* and received by the Office of Institutional Planning and Assessment in February 2009. The ACHE report was generated at the request of the Higher Education Information Advisory Group, with the intent that this be an annual report. The data in the ACHE report corresponds to that submitted by ACHE to the Alabama Department of Postsecondary Education for the 2008 College Accountability Performance Profile (CAPP).

Nature of report. The report is a measure of the transfer success of NACC students in terms of earned GPAs in comparison to the overall success rate of ACCS transfer students. The report includes students enrolled at NACC from the period of Summer 2002 through Spring 2004 who subsequently attempted 30 or more credit hours at a state university during the period Summer 2004 through Spring 2007. In an effort to ensure student privacy, data is available only for universities to which at least ten NACC students meeting the study criteria transferred.

Summary of report. NACC transfer students performed well at the transfer institutions, with success rates ranging from 86 to 100 percent, the majority in the 90th percentile. Students who completed 60 or more hours (the traditional two years) at NACC appeared to achieve greater success than those who transferred after completing 24-59 hours. It should be noted that the GPAs reported for those completing more than 60 hours should be a reflection of coursework in upper level courses, while the GPAs for those with fewer than 60 hours are more likely a combination of general education and upper level courses.

Compared to statewide success rates (GPA of 2.0 or above), students who earned 60 or more hours at NACC had higher transfer GPAs at all institutions in the study except Alabama A&M University (AAMU). It should be noted that 11 of the 12 transfers to AAMU were successful, with GPAs of 3.0 - 4.0, while one student earned a GPA under 2.0. Of the students who transferred with fewer than 60 hours, the percentage of those achieving success at Auburn University and the University of Alabama was higher than the statewide average, while those transferring to JSU and UAH experienced slightly less success (88.6% and 92.9%, respectively) than the statewide average.

The following table lists the number of NACC transfers to state public universities during the period of study. Almost 10% of ACCS transfer students to both Alabama A&M and Jacksonville State during the period of the study were from NACC.

Number of NACC Transfers during Period of Study			
Transfer Institution	Earned \geq 60 Credit Hours at NACC	Earned 24-59 Credit Hours at NACC	NACC Transfers as Percentage of All ACCS Student Transfers
Alabama A&M University	12	05	09.1%
Athens State University	09	03	03.5%
Auburn University	42	33	03.7%
AU Montgomery	0	03	<01%
Jacksonville State University	123	96	09.8%
Troy University	03	0	<01%
University of Alabama	24	51	02.8%
UAB	10	08	01.2%
UAH	28	28	06.9%
University of Montevallo	04	08	02.7%
University of North Alabama	02	09	01.0%
University of South Alabama	01	02	<01%
University of West Alabama	01	01	<01%
Total	259	247	-----

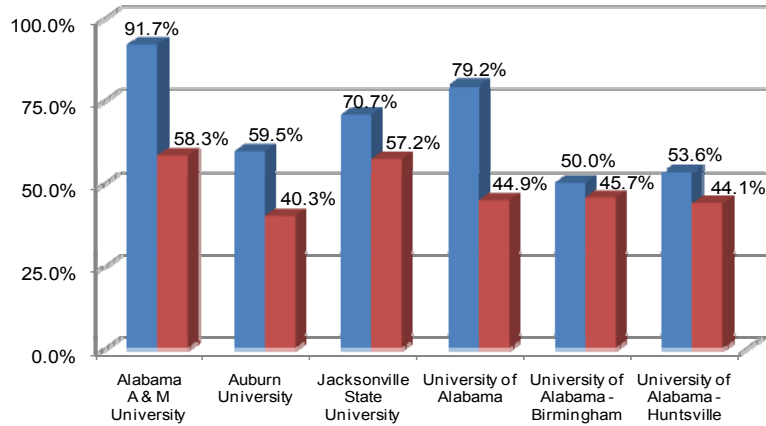
In summary, NACC students continue to achieve success at their transfer institutions. This report is one indicator of the College’s fulfillment of its stated mission, in particular Goal 2: “General education at the freshman and sophomore levels that prepares students to continue their education through transfer,” and Goal 4: “Instruction leading to the attainment of specified learning outcomes which help assure student preparedness for transfer and/or the workforce.”

Martha Banks
 Director of Institutional Planning and Assessment
 February 19, 2009

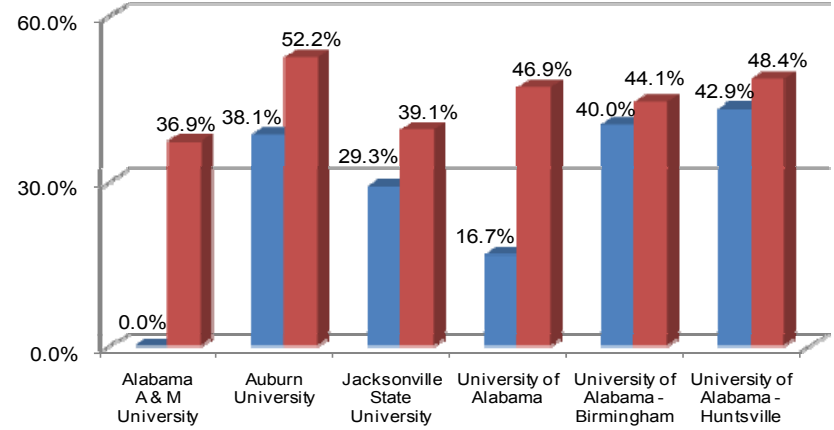
Students Who Earned 60 or More Credit Hours at NACC, Then Attempted at Least 30 Credit Hours at the Transfer Institution*

NACC Enrollment: Summer 2002 through Spring 2004 Transfer Institution Enrollment: Summer 2004 through Spring 2007

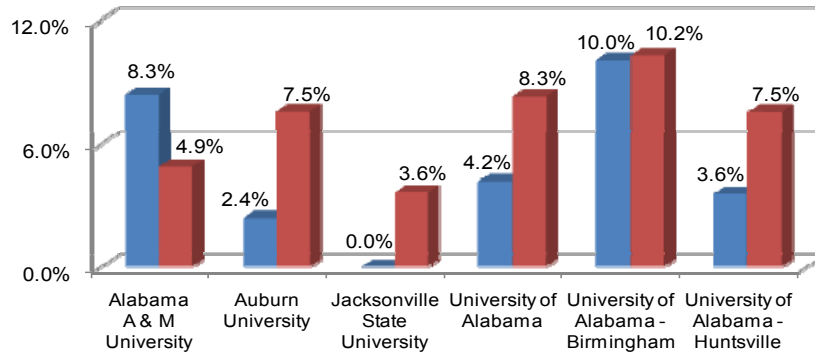
Percentage of NACC Students Earning a Cumulative GPA of 3.00 to 4.00
Compared with the Overall ACCS Percentage of Transfer Students
Earning a Cumulative GPA of 3.00 to 4.00



Percentage of NACC Students Earning a Cumulative GPA of 2.00 to 2.99
Compared with the Overall ACCS Percentage of Transfer Students
Earning a Cumulative GPA of 2.00 to 2.99



Percentage of NACC Students Earning a Cumulative GPA less than 2.00
Compared with the Overall ACCS Percentage of Transfer Students
Earning a Cumulative GPA less than 2.00



■ NACC
■ All ACCS Colleges

* Results are available only for those Alabama public universities to which ten or more NACC students transferred.

- continued -

**Students Who Earned 60 or More Credit Hours at NACC,
Then Attempted at Least 30 Credit Hours at the Transfer Institution**

continued

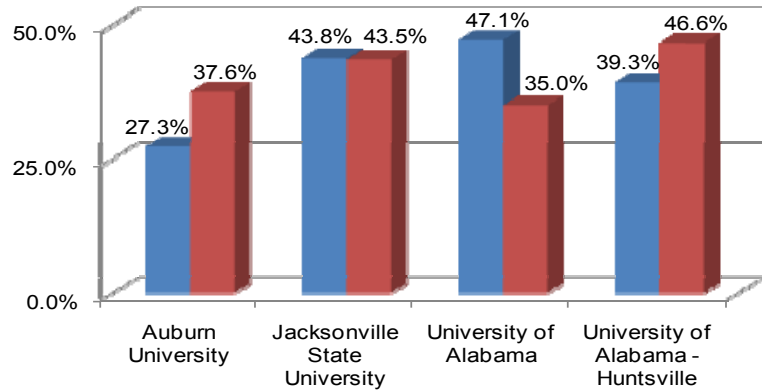
Percentage Earning 60 or More Credit Hours at a Two-year College and Attaining Success (2.00 GPA or Above) at the Transfer Institution:

Institutions	NACC	All ACCS Colleges
Alabama A & M University	91.7%	95.2%
Auburn University	97.6%	92.5%
Jacksonville State University	100.0%	96.3%
University of Alabama	95.9%	91.8%
University of Alabama at Birmingham	90.0%	89.8%
University of Alabama at Huntsville	96.5%	92.5%

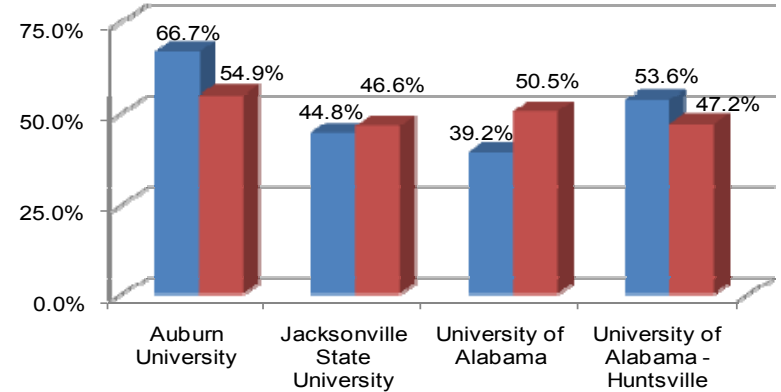
**Students Who Earned 24-59 Credit Hours at NACC,
Then Attempted at Least 30 Credit Hours at the Transfer Institution***

**NACC Enrollment: Summer 2002 through Spring 2004
Transfer Institution Enrollment: Summer 2004 through Spring 2007**

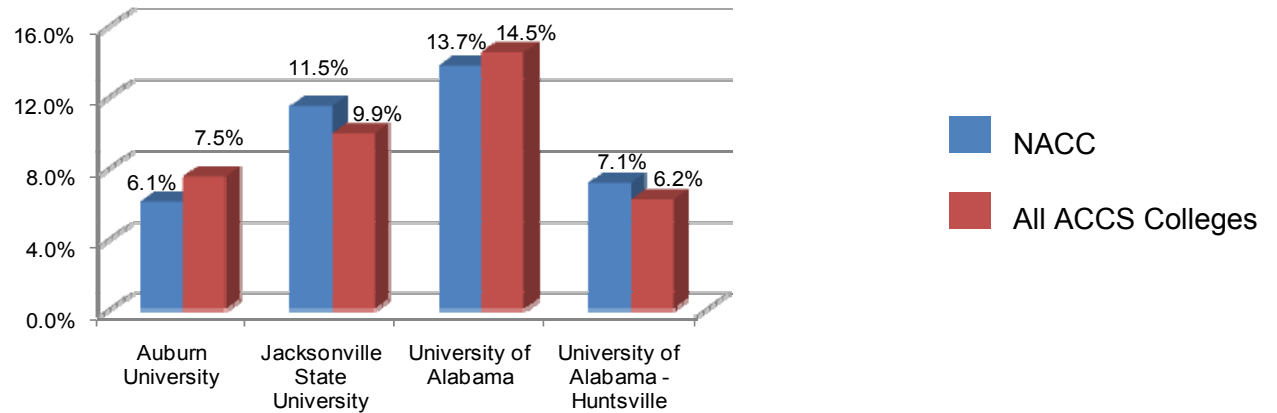
Percentage of NACC Students Earning a Cumulative GPA of 3.00 to 4.00
Compared with the Overall ACCS Percentage of Transfer Students
Earning a Cumulative GPA of 3.00 to 4.00



Percentage of NACC Students Earning a Cumulative GPA of 2.00 to 2.99
Compared with the Overall ACCS Percentage of Transfer Students
Earning a Cumulative GPA of 2.00 to 2.99



Percentage of NACC Students Earning a Cumulative GPA less than 2.00
Compared with the Overall ACCS Percentage of Transfer Students
Earning a Cumulative GPA less than 2.00



* Results are available only for those Alabama public universities to which ten or more NACC students transferred.

- continued -

**Students Who Earned 24-59 Credit Hours at NACC,
Then Attempted at Least 30 Credit Hours at the Transfer Institution**
continued

Percentage Earning 24-59 Credit Hours at a Two-year College and Attaining Success (2.00 GPA or Above) at the Transfer Institution:

Institutions	NACC	All ACCS Colleges
Auburn University	94.0%	92.5%
Jacksonville State University	88.6%	90.1%
University of Alabama	86.3%	85.5%
University of Alabama at Huntsville	92.9%	93.8%

Source: Alabama Commission on Higher Education (January 29, 2009). *GPA Summarized by Alabama Public 2-Year Institutions*.